

How To Choose The Right **HOME IMPROVEMENT CONTRACTOR...** *The First Time.*



Inc.



Compliments Of
LIFETIME
Enclosures
INC.

Your Comprehensive Guide
to Making the Right Home
Improvement Decision

Letter

Letter from the Owner . . . 3

Stability

Company Attributes 4

Taking Care of the Kids . . . 5

Contractor's and
Business Licenses 6

Insurance Certificates . . . 7

Sunrooms 8

Glass Enclosed Lanais . . . 9

Screen Enclosures 10

Pool Enclosures 11

Extensions 14

Screen Lanais 15

Reputation

BBB & Chamber of
Commerce Member . . . 12

Awards 13

Community Awareness . 13

Over 13,000 Smiles . . . 13

Professionalism

Designer Agreement . . . 16

Scope of Work 17

Assurance of Lowest
Price 17

Money Back Guarantee. 18

Lifetime Warranty 18

Installer Conduct
Agreement 19

Lifetime Glass
Replacement Warranty . 19

Completed Project
Photos 19

From Ordinary to
Extraordinary 20

Energy Efficient
Solutions 21

Outdoor Kitchens 22

Lifetime Flooring 24

Introducing the Lifetime
Family 25

An Ounce Of
Prevention 26

Frequently Asked
Questions 26

Contractor Checklist . . . 27





Dear Homeowner,

So you're thinking about investing in a home improvement project for your home? Congratulations! When designed and built properly, home improvements can offer a lifetime of enjoyment and pleasure, as well as be a sound investment. Unfortunately, we've all heard horror stories about home improvement projects gone bad – unfinished work, poor workmanship, longer than promised completion times, final bills that come in higher than the original quote, the contractor going out of business in the middle of a project, and so on. It's astonishing to know that according to Better Business Bureau statistics, contractors are one of the most complained about industries.

A significant portion of our business comes from satisfied customers in the form of referrals and repeat business, yet I've noticed over the years that some consumers choose less-than-reputable companies to do work for them, usually because they were quoted a lower price. Don't get me wrong, I'm all for good, honest competition. But it's agonizing for me to watch good people risk their hard-earned money with a contractor who may not be able to provide a quality product and may or may not be in business in the future for any warranty issues that could arise.

Needing Tougher Industry Standards

I wanted to find a way to educate consumers about how to choose a home improvement contractor. In some ways, the industry standards just aren't tough enough. Just about anybody with a hammer and a pickup truck can call himself a contractor. That's why I've pioneered the standards included in this Enclosure Investment Handbook. This handbook suggests that all contractors uphold a high set of standards that will allow you to judge BEFOREHAND whether or not a contractor is likely to do the job right....*THE FIRST TIME!* This handbook specifies these standards.

Before you hire a contractor to work on your home, consult this handbook and INSIST that the company complies with EVERY SINGLE STANDARD set forth here. If you do, chances are excellent you'll get exactly what you want out of your new project.

I hope you find this handbook beneficial, and I wish you the best in all of your remodeling endeavors.

Sincerely,

Jeff Briar
President



Jeff Briar

- Certified Residential Contractor since 1984
- Founded Lifetime Enclosures in 1990
- 15,000 sq. ft. Production Facility and Showroom
- Served several years as President of the N.E. Florida Chapter of the Aluminum Association of Florida
- Board Member of the Better Business Bureau
- Over 3 decades of experience customizing homes throughout North Florida & South Georgia
- In 2018, The Lifetime Family was created with the acquisition of Lifetime Flooring

“I have never been so impressed by a company as yours. Update calls, thank you cards and notes. Every step of the way I was informed as to what was next. Superb!”



Stability

As a consumer, you want to make sure any contractor you do business with has proven themselves in the past, and will be there for you if needed in the future. Look for financial stability, longevity and customer satisfaction.

Choosing a reliable company is an important decision - protect your investment - spend the time and visit their place of business. You may save yourself a lot of heartache in the future.

As you know, after the decline in the economy in 2008 many companies ceased to exist. Unfortunately, this left their customers without warranties. Not having an enforceable warranty can be costly, time consuming and aggravating, to say the least. A small investment of your time now will pay you long term dividends in the future.

Company Attributes

Believe it or not, many contractors use a pickup truck for an office and showroom. Make sure that any contractor you're dealing with is substantial enough to have a real office with all the normal business functions. And if a contractor does not have an office complete with showroom and warehouse space, that should tell you something. Questions you might want to ask:

- **Do they have a fabrication warehouse, or will they use your backyard as a makeshift workplace?** Using your backyard as a workplace not only disrupts your family's lifestyle, but it may sacrifice quality and delay the installation process.
- **Do they use Computer Aided Design (CAD) to check and define their designs?** Computer aided drawings leave little opportunity for error in calculating linear and square footage for design and fabrication purposes. It also displays a clean picture of what your enclosure will look like, leaving nothing to interpretation.
- **Do they have their own employees install your enclosure, or do they use sub-contractors?** It has been proven through customer feedback that factory-trained employees who comply with stringent company standards will consistently produce higher quality products more reliably.
- **Do they have company owned, insured, maintained and marked vehicles?** When the vehicles are owned by the company, more care is usually taken in their maintenance which, again, helps eliminate delays due to mechanical failures.





Taking Care of the Kids...

Lifetime Enclosures is dedicated to improving the lives of children throughout Northeast Florida



Sponsor of Multiple Athletic Programs



Morocco Shriners



Daniel Foundation



Ronald McDonald House



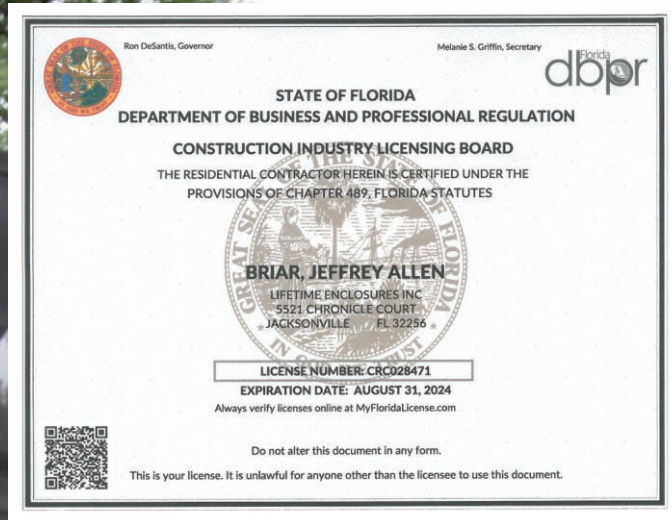
FOR A LIFETIME!"

Questions? Need More Information?
Call (904) 731-5580 or visit www.LifetimeEnclosures.com



Contractor's and Business Licenses*

Contracting companies should have a State Certified Contractor qualify their business. For your protection, it is recommended that the qualifier be the owner of the company and have been operating under the same name for a minimum of 5 years. *See representative for current license



“It was a nice experience working with a contractor that gave us service we expected. Everyone was so professional and friendly. The work was completed in a timely schedule. I appreciate that they didn't have to do a lot of cutting on our property. It's beautiful and we really enjoy it!”



Insurance Certificates*

Confirm in writing that your contractor carries BOTH General Liability and Workers Compensation insurance policies by requesting a certificate of insurance form prior to commencement of the job. Conscientious contractors carry no less than \$1,000,000 of General Liability coverage. If your contractor's insurance policy doesn't cover potential damages, then the contractor is liable. If he cannot cover the damages himself, you may have no legal recourse and may end up paying for any possible damages or injuries yourself. Many contractors are not financially stable... and don't carry proper insurance coverage/limits to protect you against losses. Additionally, if a company subcontracts the work, in lieu of Workers Compensation insurance, many subcontractors elect to be exempt from coverage. This exemption only covers the subcontractor and not his helper(s), again leaving you exposed to potential liability. *See representative for current certificate.



FOR A LIFETIME!™

Questions? Need More Information?
Call (904) 731-5580 or visit www.LifetimeEnclosures.com



**We are not the fastest. We are not the cheapest.
But we are, according to our customers, the *BEST!***

SUNROOMS



All sunrooms are not created equal.

Lifetime Enclosures has been a trusted name in sunrooms, screen enclosures and patio products since 1990. We adhere to the most demanding construction standards in the industry. This is achieved through precise engineering, design and fabrication. Our employees' dedication to you and your project insure you the best in comfort, energy efficiency and a lifetime of enjoyment. We also assist you with your Homeowners Association approval, all permitting and we include our exclusive warranties for your protection. Our goal is simply to make this the best possible experience for you and your family.

Your Room at Your Budget

During your free in-home estimate, we'll develop a personalized plan that will comfortably fit your budget yet exceed your expectations.

Design

You dream it, we'll bring it to life. Options and upgrades are available to reflect your personal taste and style. Together we create a room that's 100% you.

Custom Manufacturing

Every home is different and your needs are unique, which is why we individually fabricate every part of your Lifetime Enclosures room. And by choosing one of our Exclusive High Performance Glass Packages, you'll enjoy year-round comfort and energy savings for years to come!

Installation

We make building your sunroom an enjoyable experience. Our professional installation team members undergo constant "hands on" training in our facility to ensure the highest quality workmanship.

We Stand Behind It

We confidently offer a Limited Lifetime Structural Warranty on every glass enclosure we build. We also set the standard on our screen enclosures and all other products with some of the best warranties available in the industry. (see pages 18 & 19 for details)

"You definitely exceeded our expectations. We have had many compliments from our neighbors on the final appearance of our home. The enclosure installers and the electricians were top notch and enjoyable to work with."

*Dennis F. –
Ponte Vedra Beach*



Enclose what you have and make it your own!

GLASS ENCLOSED LANAIS

Enclosing your patio area with our unique all glass wall system will allow you to share your life with the environment like never before. Rejuvenate your spirit with cool evening breezes and sounds of nature in the comfortable setting of what will soon become the most treasured room in your home.



"We have had two excellent jobs done for our home. The installation crew worked very hard and was responsible, clean and polite. One can see the pride they take in a job well done."

Thomas & Beverley T. – Arlington



"Lifetime did our previous home. I know their work, they stand behind their work. If there are any problems, they are right here to fix them. I don't mind paying for something that I know I've got quality behind it."

Harvey J. – Baymeadows

FOR A LIFETIME!™

Questions? Need More Information?
Call (904) 731-5580 or visit www.LifetimeEnclosures.com

LIFETIME
Enclosures

Make room for the good life!

SCREEN ENCLOSURES



"I would like to express my satisfaction with the lanai screen enclosure you installed. The work is excellent and looks very professional. I would also like to share a remark from the county inspector. He told me recently he has failed over half of the screen enclosures he's inspected and thought this as the best he's seen in quite a while."

Chris N. – St. Augustine

When Lifetime Enclosures designs and builds your enclosure, you can rest assured your investment is engineered to meet and exceed state and local building codes. In addition, all of our screen enclosures are designed to be upgraded with either glass or vinyl windows when and if you so desire, transforming your pest-free environment into a 3 season or even an all season living area.



"Thank you for a wonderful job. We absolutely love our new screen room! The installers were courteous, helpful and professional. We will recommend your company to family and friends."

Joe N. – Argyle Forest



Experience the Lifetime Enclosures' Difference

POOL ENCLOSURES



Enjoy the Seasons in a Whole New Way

Thanks to Florida's climate, residents are able to spend much of their leisure time outdoors enjoying the great weather. Utilizing our premium grade screen cloth to reduce harmful and damaging UV rays (in your choice of mesh), stainless steel fasteners, weather-stripped screen doors and our internal fastening system, Lifetime Enclosures has you covered!!

*"As a recent newcomer to the state, I was very impressed with everyone involved in the whole process. I will definitely recommend you to my neighbors."
Greg C. - Normandy Park*



"Working with Lifetime Enclosures was a wonderful experience! We are fortunate that we found Lifetime Enclosures, because the creativity that came out from the very ingenious workers was just absolutely amazing and we are very, very proud of their installation, and proud to show it off."

Gwen & Alton Y. - Ribault River

Watch this video testimonial



and others at
www.LifetimeEnclosures.com

FOR A LIFETIME!™

Questions? Need More Information?
Call (904) 731-5580 or visit www.LifetimeEnclosures.com

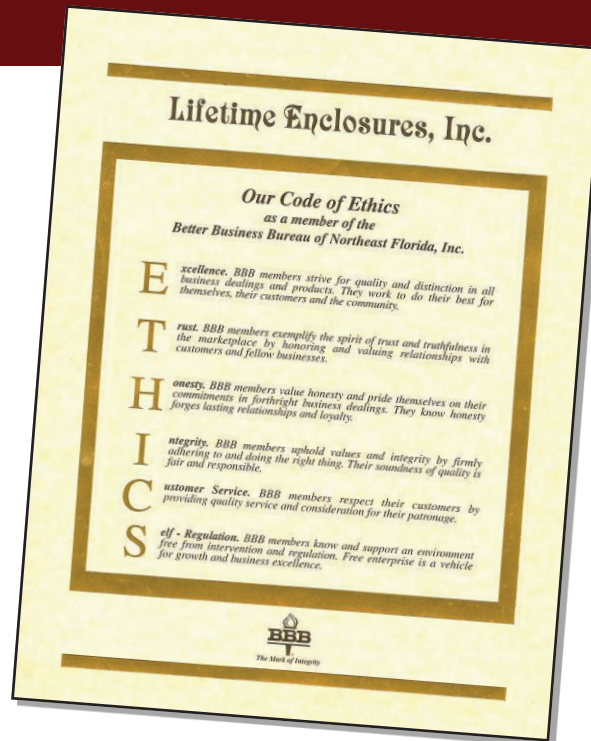
LIFETIME
Enclosures

“My dog Topper and I love our new Florida Room. There is so much more space to play in!”



Reputation

It's been said, "It takes 20 years to build a good reputation, and just 5 minutes to ruin it." 'Word of Mouth' and referrals have always been and will continue to be the best form of advertising. Real life experiences and testimonials from friends, relatives and neighbors will give you a good feeling and peace of mind regarding your investment.






Awards

Industry leaders frequently make decisions that affect quality and customer service. These choices reflect a company's reputation and longevity. Several associations monitor and gauge these efforts to help uphold high standards and also aid in developing new products and designs. When researching companies, inquire about what awards they may have that validate their contributions to the industry and their commitment to excellence.



Community Awareness

Always keep an eye on the company with an active community awareness and participation. These contractors tend to be more sensitive about their reputation than others less involved are, and they work harder at maintaining their good name. For instance, in the enclosure industry, being a member of the Aluminum Association of Florida is crucial, as is membership in the Better Business Bureau and the Chamber of Commerce.



Over 13,000 Smiles...

All legitimate contractors should be able to provide a large number of references for their potential customers to contact or visit. Any company can hand pick 2 or 3 satisfied customers; however, a reputable company will allow you to review their ENTIRE customer list, which should consist of several thousand references. It's a good idea to speak with not only recent customers but past customers as well to discuss the experience they had with the company.

Note: While some quotes may not correspond with each picture, all quotes and pictures are Lifetime customers.

...We Literally Have A "Showroom" In Every Neighborhood!



FOR A LIFETIME!™

Questions? Need More Information?
Call (904) 731-5580 or visit www.LifetimeEnclosures.com

LIFETIME
Enclosures

Transform your home...

COVERED LANAI EXTENSIONS



"The people I came in contact with throughout this project are your companies greatest asset. The screen enclosure is great also. Superior workmanship, very clean, nice lines and looks great."

Norman L. – Mandarin

Now is the time to invest in the future of your home! We take immense pride in designing and fabricating structures to suit your lifestyle, as well as improving the aesthetics of your home. In the competitive real estate market that we are all part of – homes with exciting amenities built properly by qualified professionals - enjoy a greater return on their investment. Guarantee your return by calling us today!



...rejuvenate your life!

SCREEN COVERED LANAIS

Enjoy the afternoon breezes, smell the refreshing rain, and best of all see Florida's wildlife from the comfort of your own home. If all of the above is not part of your current lifestyle – you need a visit from Lifetime Enclosures!



"Worth the wait... I love my Lifetime screen enclosure!!!"
Julia B. – Northside



"Love, Love, Love our new screen enclosure! Besides some scheduling issues (which were easily resolved), I couldn't have asked for a better experience."

Andrea A. - Middleburg



Don't forget about us!

FOR A LIFETIME!™

Questions? Need More Information?
Call (904) 731-5580 or visit www.LifetimeEnclosures.com

LIFETIME
Enclosures

“This was our first time buying a home. After we moved in, we added the Florida Room thanks to Lifetime Enclosures. They made it so easy. We've already recommended them to several of our friends!”



Professionalism

A good home improvement company does not just do good work. They also understand that when dealing with customers, it's oftentimes the little things that make a big difference. You should find a contractor who shows you respect by the way he treats you, the way he looks, the way he treats your property and how he pays attention to details. Check any contractor you are considering using against these standards of professionalism found on the next few pages.

Designer Agreement

Unethical contractors resort to high pressure sales tactics to get you to buy before you've had an opportunity to do proper due diligence. If you know nothing about the contractor from references, literature, website, etc., and you are offered a low price "only if you buy today," that should be a warning sign. Reputable companies develop standards that their designers must agree with and sign, further pledging their commitment to Total Customer Satisfaction.



Assurance of Lowest Price

In a competitive market place, it is important for you to be sure you are getting the best value for your investment. Prices can range greatly, leaving homeowners very confused about their project. Basing your decision on price alone can lead to poor workmanship and overall dissatisfaction. Some companies will be confident enough that you are getting the best value that they will offer an Assurance of Lowest Price (See Fig. A below for details). This guarantee states that if you find an identical enclosure built by a comparable company at a lower price, they will match the price. This “apples to apples” approach will allow a homeowner to compare the differences with not only the design of the enclosure, but the materials, installation and the warranty as well.

Page 1 of 2

JOB NO. _____

3080 • Fax (904) 731-5750 • CR C008471

Preferred Contact _____

Zip _____

City _____

State _____

See Page 2 of 2

See Page 2 of 2

LIFETIME ENCLOSURES

INSTALLATION WORKSHEET

Host _____

DATE _____

TIME _____

LOCATION _____

MEASUREMENTS

1. Overall Length _____

2. Overall Width _____

3. Overall Height _____

4. Overall Depth _____

5. Overall Diagonal _____

6. Overall Area _____

7. Overall Volume _____

8. Overall Weight _____

9. Overall Perimeter _____

10. Overall Circumference _____

11. Overall Surface Area _____

12. Overall Volume _____

13. Overall Weight _____

14. Overall Perimeter _____

15. Overall Circumference _____

16. Overall Surface Area _____

17. Overall Volume _____

18. Overall Weight _____

19. Overall Perimeter _____

20. Overall Circumference _____

21. Overall Surface Area _____

22. Overall Volume _____

23. Overall Weight _____

24. Overall Perimeter _____

25. Overall Circumference _____

26. Overall Surface Area _____

27. Overall Volume _____

28. Overall Weight _____

29. Overall Perimeter _____

30. Overall Circumference _____

31. Overall Surface Area _____

32. Overall Volume _____

33. Overall Weight _____

34. Overall Perimeter _____

35. Overall Circumference _____

36. Overall Surface Area _____

37. Overall Volume _____

38. Overall Weight _____

39. Overall Perimeter _____

40. Overall Circumference _____

41. Overall Surface Area _____

42. Overall Volume _____

43. Overall Weight _____

44. Overall Perimeter _____

45. Overall Circumference _____

46. Overall Surface Area _____

47. Overall Volume _____

48. Overall Weight _____

49. Overall Perimeter _____

50. Overall Circumference _____

51. Overall Surface Area _____

52. Overall Volume _____

53. Overall Weight _____

54. Overall Perimeter _____

55. Overall Circumference _____

56. Overall Surface Area _____

57. Overall Volume _____

58. Overall Weight _____

59. Overall Perimeter _____

60. Overall Circumference _____

61. Overall Surface Area _____

62. Overall Volume _____

63. Overall Weight _____

64. Overall Perimeter _____

65. Overall Circumference _____

66. Overall Surface Area _____

67. Overall Volume _____

68. Overall Weight _____

69. Overall Perimeter _____

70. Overall Circumference _____

71. Overall Surface Area _____

72. Overall Volume _____

73. Overall Weight _____

74. Overall Perimeter _____

75. Overall Circumference _____

76. Overall Surface Area _____

77. Overall Volume _____

78. Overall Weight _____

79. Overall Perimeter _____

80. Overall Circumference _____

81. Overall Surface Area _____

82. Overall Volume _____

83. Overall Weight _____

84. Overall Perimeter _____

85. Overall Circumference _____

86. Overall Surface Area _____

87. Overall Volume _____

88. Overall Weight _____

89. Overall Perimeter _____

90. Overall Circumference _____

91. Overall Surface Area _____

92. Overall Volume _____

93. Overall Weight _____

94. Overall Perimeter _____

95. Overall Circumference _____

96. Overall Surface Area _____

97. Overall Volume _____

98. Overall Weight _____

99. Overall Perimeter _____

100. Overall Circumference _____

101. Overall Surface Area _____

102. Overall Volume _____

103. Overall Weight _____

104. Overall Perimeter _____

105. Overall Circumference _____

106. Overall Surface Area _____

107. Overall Volume _____

108. Overall Weight _____

109. Overall Perimeter _____

110. Overall Circumference _____

111. Overall Surface Area _____

112. Overall Volume _____

113. Overall Weight _____

114. Overall Perimeter _____

115. Overall Circumference _____

116. Overall Surface Area _____

117. Overall Volume _____

118. Overall Weight _____

119. Overall Perimeter _____

120. Overall Circumference _____

121. Overall Surface Area _____

122. Overall Volume _____

123. Overall Weight _____

124. Overall Perimeter _____

125. Overall Circumference _____

126. Overall Surface Area _____

127. Overall Volume _____

128. Overall Weight _____

129. Overall Perimeter _____

130. Overall Circumference _____

131. Overall Surface Area _____

132. Overall Volume _____

133. Overall Weight _____

134. Overall Perimeter _____

135. Overall Circumference _____

136. Overall Surface Area _____

137. Overall Volume _____

138. Overall Weight _____

139. Overall Perimeter _____

140. Overall Circumference _____

141. Overall Surface Area _____

142. Overall Volume _____

143. Overall Weight _____

144. Overall Perimeter _____

145. Overall Circumference _____

146. Overall Surface Area _____

147. Overall Volume _____

148. Overall Weight _____

149. Overall Perimeter _____

150. Overall Circumference _____

151. Overall Surface Area _____

152. Overall Volume _____

153. Overall Weight _____

154. Overall Perimeter _____

155. Overall Circumference _____

156. Overall Surface Area _____

157. Overall Volume _____

158. Overall Weight _____

159. Overall Perimeter _____

160. Overall Circumference _____

161. Overall Surface Area _____

162. Overall Volume _____

163. Overall Weight _____

164. Overall Perimeter _____

165. Overall Circumference _____

166. Overall Surface Area _____

167. Overall Volume _____

168. Overall Weight _____

169. Overall Perimeter _____

170. Overall Circumference _____

171. Overall Surface Area _____

172. Overall Volume _____

173. Overall Weight _____

174. Overall Perimeter _____

175. Overall Circumference _____

176. Overall Surface Area _____

177. Overall Volume _____

178. Overall Weight _____

179. Overall Perimeter _____

180. Overall Circumference _____

181. Overall Surface Area _____

182. Overall Volume _____

183. Overall Weight _____

184. Overall Perimeter _____

185. Overall Circumference _____

186. Overall Surface Area _____

187. Overall Volume _____

188. Overall Weight _____

189. Overall Perimeter _____

190. Overall Circumference _____

191. Overall Surface Area _____

192. Overall Volume _____

193. Overall Weight _____

194. Overall Perimeter _____

195. Overall Circumference _____

196. Overall Surface Area _____

197. Overall Volume _____

198. Overall Weight _____

199. Overall Perimeter _____

200. Overall Circumference _____

201. Overall Surface Area _____

202. Overall Volume _____

203. Overall Weight _____

204. Overall Perimeter _____

205. Overall Circumference _____

206. Overall Surface Area _____

207. Overall Volume _____

208. Overall Weight _____

209. Overall Perimeter _____

210. Overall Circumference _____

211. Overall Surface Area _____

212. Overall Volume _____

213. Overall Weight _____

214. Overall Perimeter _____

215. Overall Circumference _____

216. Overall Surface Area _____

217. Overall Volume _____

218. Overall Weight _____

219. Overall Perimeter _____

220. Overall Circumference _____

221. Overall Surface Area _____

222. Overall Volume _____

223. Overall Weight _____

224. Overall Perimeter _____

225. Overall Circumference _____

226. Overall Surface Area _____

227. Overall Volume _____

228. Overall Weight _____

229. Overall Perimeter _____

230. Overall Circumference _____

231. Overall Surface Area _____

232. Overall Volume _____

233. Overall Weight _____

234. Overall Perimeter _____

235. Overall Circumference _____

236. Overall Surface Area _____

237. Overall Volume _____

238. Overall Weight _____

239. Overall Perimeter _____

240. Overall Circumference _____

241. Overall Surface Area _____

242. Overall Volume _____

243. Overall Weight _____

244. Overall Perimeter _____

245. Overall Circumference _____

246. Overall Surface Area _____

247. Overall Volume _____

248. Overall Weight _____

249. Overall Perimeter _____

250. Overall Circumference _____

251. Overall Surface Area _____

252. Overall Volume _____

253. Overall Weight _____

254. Overall Perimeter _____

255. Overall Circumference _____

256. Overall Surface Area _____

257. Overall Volume _____

258. Overall Weight _____

259. Overall Perimeter _____

260. Overall Circumference _____

261. Overall Surface Area _____

262. Overall Volume _____

263. Overall Weight _____

264. Overall Perimeter _____

265. Overall Circumference _____

266. Overall Surface Area _____

267. Overall Volume _____

268. Overall Weight _____

269. Overall Perimeter _____

270. Overall Circumference _____

271. Overall Surface Area _____

272. Overall Volume _____

273. Overall Weight _____

274. Overall Perimeter _____

275. Overall Circumference _____

276. Overall Surface Area _____

277. Overall Volume _____

278. Overall Weight _____

279. Overall Perimeter _____

280. Overall Circumference _____

281. Overall Surface Area _____

282. Overall Volume _____

283. Overall Weight _____

284. Overall Perimeter _____

285. Overall Circumference _____

286. Overall Surface Area _____

287. Overall Volume _____

288. Overall Weight _____

289. Overall Perimeter _____

290. Overall Circumference _____

291. Overall Surface Area _____

292. Overall Volume _____

293. Overall Weight _____

294. Overall Perimeter _____

295. Overall Circumference _____

296. Overall Surface Area _____

297. Overall Volume _____

298. Overall Weight _____

299. Overall Perimeter _____

300. Overall Circumference _____

301. Overall Surface Area _____

302. Overall Volume _____

303. Overall Weight _____

304. Overall Perimeter _____

305. Overall Circumference _____

306. Overall Surface Area _____

307. Overall Volume _____

308. Overall Weight _____

309. Overall Perimeter _____

310. Overall Circumference _____

311. Overall Surface Area _____

312. Overall Volume _____

313. Overall Weight _____

314. Overall Perimeter _____

315. Overall Circumference _____

316. Overall Surface Area _____

317. Overall Volume _____

318. Overall Weight _____

319. Overall Perimeter _____

320. Overall Circumference _____

321. Overall Surface Area _____

322. Overall Volume _____

323. Overall Weight _____

324. Overall Perimeter _____

325. Overall Circumference _____

326. Overall Surface Area _____

327. Overall Volume _____

328. Overall Weight _____

329. Overall Perimeter _____

330. Overall Circumference _____

331. Overall Surface Area _____

332. Overall Volume _____

333. Overall Weight _____

334. Overall Perimeter _____

335. Overall Circumference _____

336. Overall Surface Area _____

337. Overall Volume _____

338. Overall Weight _____

339. Overall Perimeter _____

340. Overall Circumference _____

341. Overall Surface Area _____

342. Overall Volume _____

343. Overall Weight _____

344. Overall Perimeter _____

345. Overall Circumference _____

346. Overall Surface Area _____

347. Overall Volume _____

348. Overall Weight _____

349. Overall Perimeter _____

350. Overall Circumference _____

351. Overall Surface Area _____

352. Overall Volume _____

353. Overall Weight _____

354. Overall Perimeter _____

355. Overall Circumference _____

356. Overall Surface Area _____

357. Overall Volume _____

358. Overall Weight _____

359. Overall Perimeter _____

360. Overall Circumference _____

361. Overall Surface Area _____

362. Overall Volume _____

363. Overall Weight _____

364. Overall Perimeter _____

365. Overall Circumference _____

366. Overall Surface Area _____

367. Overall Volume _____

368. Overall Weight _____

369. Overall Perimeter _____

370. Overall Circumference _____

371. Overall Surface Area _____

372. Overall Volume _____

373. Overall Weight _____

374. Overall Perimeter _____

375. Overall Circumference _____

376. Overall Surface Area _____

377. Overall Volume _____

378. Overall Weight _____

379. Overall Perimeter _____

380. Overall Circumference _____

381. Overall Surface Area _____

382. Overall Volume _____

383. Overall Weight _____

384. Overall Perimeter _____

385. Overall Circumference _____

386. Overall Surface Area _____

387. Overall Volume _____

388. Overall Weight _____

389. Overall Perimeter _____

390. Overall Circumference _____

391. Overall Surface Area _____

392. Overall Volume _____

393. Overall Weight _____

394. Overall Perimeter _____

395. Overall Circumference _____

396. Overall Surface Area _____

397. Overall Volume _____

398. Overall Weight _____

399. Overall Perimeter _____

400. Overall Circumference _____

401. Overall Surface Area _____

402. Overall Volume _____

403. Overall Weight _____

404. Overall Perimeter _____

405. Overall Circumference _____

406. Overall Surface Area _____

407. Overall Volume _____

408. Overall Weight _____

409. Overall Perimeter _____

410. Overall Circumference _____

411. Overall Surface Area _____

412. Overall Volume _____

413. Overall Weight _____

414. Overall Perimeter _____

415. Overall Circumference _____

416. Overall Surface Area _____

417. Overall Volume _____

418. Overall Weight _____

419. Overall Perimeter _____

420. Overall Circumference _____

421. Overall Surface Area _____

422. Overall Volume _____

423. Overall Weight _____

424. Overall Perimeter _____

425. Overall Circumference _____

426. Overall Surface Area _____

427. Overall Volume _____

428. Overall Weight _____

429. Overall Perimeter _____

430. Overall Circumference _____

431. Overall Surface Area _____

432. Overall Volume _____

433. Overall Weight _____

434. Overall Perimeter _____

435. Overall Circumference _____

436. Overall Surface Area _____

437. Overall Volume _____

438. Overall Weight _____

439. Overall Perimeter _____

440. Overall Circumference _____

441. Overall Surface Area _____

442. Overall Volume _____

443. Overall Weight _____

444. Overall Perimeter _____

445. Overall Circumference _____

446. Overall Surface Area _____

447. Overall Volume _____

448. Overall Weight _____

449. Overall Perimeter _____

450. Overall Circumference _____

451. Overall Surface Area _____

452. Overall Volume _____

453. Overall Weight _____

454. Overall Perimeter _____

455. Overall Circumference _____

456. Overall Surface Area _____

457. Overall Volume _____

458. Overall Weight _____

459. Overall Perimeter _____

460. Overall Circumference _____

461. Overall Surface Area _____

462. Overall Volume _____

463. Overall Weight _____

464. Overall Perimeter _____

465. Overall Circumference _____

466. Overall Surface Area _____

467. Overall Volume _____

468. Overall Weight _____

469. Overall Perimeter _____

470. Overall Circumference _____

471. Overall Surface Area _____

472. Overall Volume _____

473. Overall Weight _____

474. Overall Perimeter _____

475. Overall Circumference _____

476. Overall Surface Area _____

477. Overall Volume _____

478. Overall Weight _____

479. Overall Perimeter _____

480. Overall Circumference _____

481. Overall Surface Area _____

482. Overall Volume _____

483. Overall Weight _____

484. Overall Perimeter _____

485. Overall Circumference _____

486. Overall Surface Area _____

487. Overall Volume _____

488. Overall Weight _____

489. Overall Perimeter _____

490. Overall Circumference _____

491. Overall Surface Area _____

492. Overall Volume _____

493. Overall Weight _____

494. Overall Perimeter _____

495. Overall Circumference _____

496. Overall Surface Area _____

497. Overall Volume _____

498. Overall Weight _____

499. Overall Perimeter _____

500. Overall Circumference _____

LIFETIME ENCLOSURES

5521 Chronicle Ct. • Jacksonville, Florida 32256 • (904)731-5580

ISSUED TO: _____

ADDRESS: _____

CITY, STATE, ZIP: _____

CONTRACT DATE: _____

You are hereby assured that Lifetime Enclosures' price of \$ _____ specified in our Agreement under Contract Date shown above, assuming the same workmanship and contractor reliability. If you should receive a written offer from a qualified Contractor (one definition on reverse side) to perform the services set forth in our Agreement using comparable materials and with otherwise comparable terms and conditions, at a lower price, Lifetime Enclosures will, within 10 days of receipt of such written offer, alternatively make an appropriate reduction in the total amount to be paid or cancel the Agreement. For this assurance to be effective, the written offer containing the lower price must be delivered to Lifetime Enclosures, or one of its agents, within 7 days of Contract Date shown above.

Lifetime Enclosures, Inc. 707

Fig. A

Scope of Work

Beware of verbal agreements or vague details. A contractor should provide a detailed, written agreement outlining the complete scope of work. At minimum, this should include the following: all measurements and materials to be used, detailed drawings, project time frame and completion date, and payment requirements. Be cautious of contractors asking for 100% payment up front, or even 50%.

FOR A LIFETIME!"

Questions? Need More Information?
Call (904) 731-5580 or visit www.LifetimeEnclosures.com



Money Back Guarantee

A small percentage of contractors nationwide offer the ultimate level of protection against potential problems a homeowner might experience with him – a Money Back Guarantee (See Fig. B below for details). In the event there is a problem with your project that cannot be corrected with reasonable measures, the contractor agrees to refund your money and restore your home to its original condition. This is not a guarantee for an incapable contractor; however, to protect yourself at the highest level, insist on this important guarantee.



Workmanship

Lifetime Warranty

Only a company thoroughly confident in their abilities would offer a Transferable Lifetime Warranty (See Fig. C below for details). Taking care of customers quickly and efficiently is vitally important in maintaining longevity in the community. You should never have to speak to an answering service or wait for days to get a response. Your message should be received by a live person and quickly taken care of. Naturally, you will want to check the stability and reputation of the contractor to make sure he'll be around to fulfill the warranty if necessary.

*Applies To Glass Enclosures Only

LIFETIME Enclosures
Money Back Guarantee

Lifetime Enclosures products are manufactured to strict specifications audited by the state and local building codes and are installed by our own professionals to the highest industry standards. We are so confident that you will be delighted with the quality of our products that we provide what we believe is the industry's best Money Back Guarantee.

The guarantee provides protection in the form of a refund to you if Lifetime Enclosures fails to meet the state and local building codes for quality and installation of our products. It applies to Lifetime Enclosures products only, and it does not provide for a refund as a result of you, the consumer, not being satisfied with your choice of color, style or cost of the products.

- To obtain a refund you must pay in full, as per your agreement with Lifetime Enclosures, when the original installation is completed.
- You must notify Lifetime Enclosures by Registered mail, within 30 days of installation, specifically detailing any deficiencies in meeting state or local building codes.
- Lifetime Enclosures must be given 120 days from receiving the above notice to correct any deficiencies. In order for Lifetime Enclosures to correct any deficiencies or modify the enclosure to meet applicable codes, you must allow Lifetime Enclosures access to the home as required during normal business hours.
- At the end of 120 days from receiving the above notice, if Lifetime Enclosures is unable to correct the deficiencies so that the products and installation meets state and local codes, Lifetime Enclosures will either replace or make an appropriate refund of the cost of the enclosure.

I agree with the above qualifications.

Customer Name _____ Street Address _____
 City/State/Zip _____ Phone Number _____
 Representative _____ Customer Signature _____
 Agreement entered into _____ 20____

This Form must be executed at the time of the original agreement in order to be in force. Fig. B

LIFETIME Enclosures
TRANSFERABLE LIFETIME WARRANTY

Original Purchaser(s):
 John & Jane Doe
 123 Any Street
 Jacksonville, FL 32223
 Completion Date: 08/2008

Lifetime Enclosures hereby provides the following warranty to the original purchaser on the premises on which the enclosure was originally installed, absolutely for the life of the purchaser. (The period aluminum will remain most of its manufacturer's color, however, atmospheric period of ten (10) years from date of purchase.) We warrant the workmanship on the enclosure for the period of 5 years from the date of substantial completion against original defects.

Lifetime Enclosures, Inc. will warrant 100% of the cost of materials for warranty replacement. Replacement parts supplied under this warranty are warranted for the life of the purchaser. If the part or component of the enclosure originally installed is no longer available and Lifetime Enclosures, Inc. decides to provide replacement, we reserve the right to substitute such part or component (provided by us to be of equal price and/or quality) as to be of equal price and/or quality.

The above warranties are extended to the original purchaser. This warranty is transferable to a subsequent purchaser of the residence on which the enclosure was originally installed. The warranty can be transferred by sending a letter and a transfer fee of \$100.00 to Lifetime Enclosures, Inc. 5521 Chronicle Court, Jacksonville, FL 32256, within 30 days of the original transfer of the property.

THIS WARRANTY IS EXPRESSLY IN LIEU OF ALL OTHER WARRANTIES, EXPRESS OR IMPLIED, INCLUDING THE WARRANTIES OF MERCHANTABILITY AND FITNESS.

Condensation of the glass and non-thermally broken aluminum is a natural result of humidity within the home and/or changes in the interior and exterior temperatures, and does not indicate a defect and should not be included in this warranty. Salt and/or chemical exposure and damage, normal wear and tear items such as door hardware, screens, balustrades, etc., are also excluded from this warranty.

In the event of a failure of material or workmanship covered by this warranty, please notify us in writing. You may be asked to return the failed part to our factory for inspection prior to new parts replacement. We reserve the right to make an on-site inspection.

"ENCLOSURES BUILT FOR A LIFETIME!"
 5521 Chronicle Court, Jacksonville, Florida 32256 (904) 731-5580 Fig. C





Installer Conduct Agreement

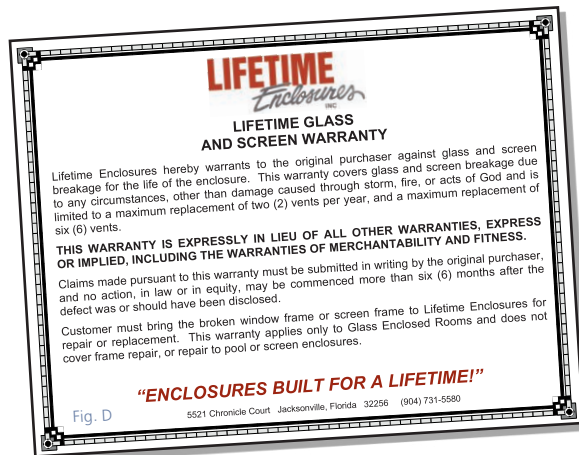
A competent contractor will do the job right the first time. Competence comes as the result of training, experience, and good old-fashioned hard work. Responsible contractors will also have written guidelines for their installers and field personnel to follow. Keep in mind that not everything is perfect, but this signed agreement will greatly reduce the chance of any unnecessary complications.

Completed Project Photos

"A picture is worth a thousand words." Although a cliché, completed project photos not only showcase a contractor's work, but they will give you numerous design ideas that will aid in the selection process. An experienced contractor should be able to provide hundreds of photos of their work for your review.

Lifetime Glass Replacement Warranty

Most contractors who work in glass trades (sunrooms, windows, room additions) will not warranty the glass against breakage. Some contractors will include a comprehensive Lifetime Glass Warranty (See Fig. D below for details) that will cover all glass breakage scenarios. Be sure the warranty specifically includes accidents (baseballs, rocks, etc.), acts of nature, and vandalism.



A Dream In Motion...



FOR A LIFETIME!"

Questions? Need More Information?

Call (904) 731-5580 or visit www.LifetimeEnclosures.com

LIFETIME
Enclosures

If you can dream it, we can build it!

FROM THE ORDINARY TO THE EXTRAORDINARY

We'll guide you through a thrilling brainstorming session, where we'll pick your brain, throw out tons of ideas, show you dozens of materials...and help you discover what you really want!



*"Many thanks to the whole staff for another incredible job! Dealings with your team is always a pleasure."
Jessie S. - Southside*

We are in business to build your dreams. We discovered years ago how to effectively mold your ideas to create a functional and beautiful space for the whole family. This kind of sensitivity has allowed us to be of service to over 13,000 families in the last 33 years. Come and be part of our family - you'll love it - We Guarantee It!!



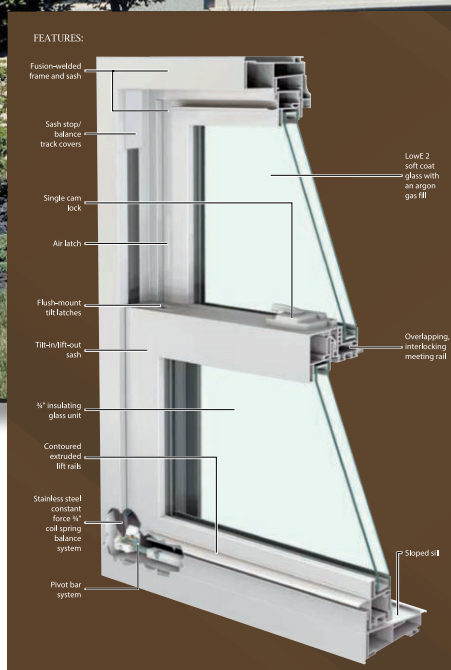
Replacement Windows

ENERGY EFFICIENT SOLUTIONS

Is it time to replace the windows in your home?

- Do you feel a draft even when your windows are closed?
- Is there condensation forming between the glass panes?
- Do you hear a lot of outside noise?
- Is your energy bill through the roof?

If you answered yes to any of the above, an investment in replacement windows might be right for you!!



"Just wanted to say from start to finish I was always informed about the job status and everyone from the front office to the crew was outstanding I would recommend Lifetime Enclosure to anybody."
Deborah M. – Southside



FOR A LIFETIME!™

Questions? Need More Information?
Call (904) 731-5580 or visit www.LifetimeEnclosures.com

LIFETIME
Enclosures

Outdoor Kitchens to fit any budget!

STANDARD/PREMIUM/LUXURY



From our Standard Design to our Luxury Design, be the talk of your neighborhood with your custom Lifetime Outdoor Kitchen!

Our Standard Design boasts a stainless steel grill, mini fridge and double door storage cabinet set into an aluminum framed, stucco finished cabinet.

Our Premium Design is upgraded to include the addition of a Kamado Joe Smoker, a side burner and stone exterior. This upgraded “L” shaped design also includes a built-in trash cabinet, a paper towel holder and an extra storage compartment for all of your grilling supplies.



Our Luxury Design includes all of the bells and whistles and is guaranteed to impress with even more cooking appliances, counter space and storage. The design options are endless.



Outdoor Kitchens

A Lifetime Outdoor Kitchen is the perfect way to create smiling faces and lasting memories right in your own backyard.

ENJOYMENT FOR A LIFETIME



"We found our experience to be an excellent one. The crew for installation was fabulous. Communication between the office and us was also excellent and the finished product is great."

Chip L.

Enjoy year round outdoor cooking and entertaining with our custom designed, one of a kind, Lifetime Outdoor Kitchen.



You can trust Lifetime to design your custom outdoor kitchen! We use only the highest quality materials and professional installation to ensure a lifetime of enjoyment.



FOR A LIFETIME!"

Questions? Need More Information?
Call (904) 731-5580 or visit www.LifetimeEnclosures.com

LIFETIME
Enclosures

Lifetime Flooring

YOUR PREMIER SOURCE FOR PROFESSIONAL FLOORING

LIFETIME
Flooring

“We were so impressed with the whole process and how fast it was! The installers came on the first day to move furniture and tear out the old carpet and the next day a crew of four showed up and laid the entire floor in one day, moved the furniture back in place, cleaned up and were done before 4. The new floors are so beautiful and we could not be happier. Thank you Lifetime Flooring!”

Eric W.



“Great service and great people!”

Joy B.

From outdoor enclosures and kitchens to indoor flooring and carpeting, the Lifetime Family has you covered!

Complete your new backyard enclosure with your dream floor treatment and extend the luxury indoors with beautiful new carpeting, luxury vinyl plank, tile or hardwood.

Lifetime Flooring is here to partner with you every step of the way.

Dedicated to Delivering the Highest Quality Products and Service

ENTIRE HOME FLOORING SOLUTIONS

In 2018, with nearly 33 years in the enclosure industry, The Lifetime Family was established with our expansion into custom flooring and the addition of our new sister company, Lifetime Flooring.

Jeff Briar, President of Lifetime Enclosures, saw the flooring business as a natural progression of his already successful outdoor enclosure business.

As Northeast Florida's leading builder of quality enclosures and outdoor kitchens, Lifetime has completed more than 13,000 projects, many of which required new flooring. This experience paired with Lifetime's dedication to quality products and professional service make Lifetime Flooring the ideal choice for all your flooring needs!



“First rate service. Took 4 days to complete the job, a big job and both crews were extremely professional. Flooring looks fabulous. Could not ask for more, from the sales, service, installation, to a top notch product. I recommend Lifetime Flooring without any hesitation”.

Jean B.



“They installed 3 rooms for us, no hidden charges. They stand by their work. I would recommend this company to anyone.”

Jules A.

“Great store with quality products and options with fantastic prices.”

Wayne S.



UP TO LIFE!”

Questions? Need More Information?
Call (904) 730-4152 or visit www.LifetimeFlooringJax.com

LIFETIME
Flooring

25

An Ounce of Prevention

It has been said that "An Ounce of Prevention is Worth a Pound of Cure". That saying is even more true with something as valuable and important as your home. I hope that by reading this handbook, you feel better prepared to evaluate home improvement contractors and make the best decision for your family. If there is anything I can do to help, please do not hesitate to call.

Jeff Brian
President



Frequently Asked Questions

Are you saying that you're the only contractor in the area that can uphold these standards?

No. Most companies cannot uphold them; however, there are several good, honest contractors to be found in the area. Just make sure you take your time and read this handbook carefully before you hire anyone. Demand to see documentation. Don't settle for lip service.

Are there any other items that I should look for or ask for that are not listed in the pages of this handbook?

- Main phone numbers that ring to cell phones
- Main phone numbers that are never answered by a person
- No company address in advertising
- Beware of "Jack of All Trades, Master of None" contractors
- Trucks without signage on them
- No business cards or cheap/homemade business cards
- Unresolved BBB complaints or unsatisfactory record
- Prices that are unusually low compared to other bids
- No company logo on work clothes/uniform
- Few references available
- No office or showroom
- No website or very poor website
- Unwillingness to give any information without being asked first
- Ability to start on your project immediately (means no backlog, no permit)

Does an enclosure need to be permitted?

Absolutely, with very few exceptions! If a permit is not pulled for your project, you could face serious problems when trying to sell your home at a future date, even decades later. Procedures vary greatly depending on which county you reside in, and some can be quite lengthy, but they exist for your protection and are well worth the time and effort.

OK, so you've peaked my interest. What's the next step?

Either stop by our showroom, call the office or visit our website to request a "Free, No Obligation Consultation." We'll work around your schedule. We even set evening and weekend appointments! Please have your property site survey available to help determine if your home would qualify for an enclosure.



Contractor Evaluation Checklist

After reading this guide, use this checklist to evaluate any contractor you are considering hiring.

Page	Section	What To Look For	LIFETIME <i>Enclosures</i>	Contractor A	Contractor B
3-5	Stability	Picture of Owner, Buildings, Personnel, Trucks, Etc.	Yes		
6	Stability	Contractor's and Business Licenses	Yes		
7	Stability	Insurance Certificates	Yes		
12	Reputation	BBB and Chamber of Commerce Membership	Yes		
13	Reputation	Awards	Yes		
13	Reputation	Aluminum Association of Florida and National Sunroom Association Membership	Yes		
13	Reputation	Customer List - Over 13,000 Smiles	Yes		
16	Professionalism	Designer Agreement	Yes		
17	Professionalism	Scope of Work	Yes		
17	Professionalism	Assurance of Lowest Price	Yes		
18	Workmanship	Money Back Guarantee	Yes		
18	Workmanship	Lifetime Warranty	Yes		
19	Workmanship	Installer Conduct Agreement	Yes		
19	Workmanship	Completed Project Photos	Yes		
19	Workmanship	Lifetime Glass Breakage Warranty	Yes		
24-25	Project Completion	Trusted In-house Flooring Resource	Yes		



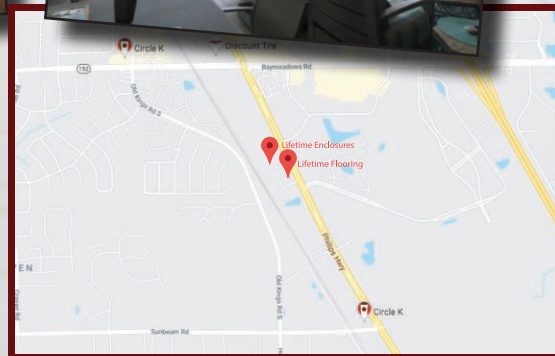
LIFETIME *Enclosures* INC.

(904) 731-5580

5521 CHRONICLE CT. • JAX, FL 32256

WWW.LIFETIMEENCLOSURES.COM

- SUNROOMS
- SCREEN ENCLOSURES
- PATIO COVERS
- OUTDOOR KITCHENS
- AND MUCH MORE



LIFETIME *Flooring*

(904) 730-4152

8440 PHILIPS HWY. • JAX, FL 32256

WWW.LIFETIMEFLOORINGJAX.COM

- HARDWOOD
- TILE
- LUXURY VINYL PLANK
- CARPET
- LAMINATE

LIFETIME *Family* Est. 1990

**STOP BY ONE OF OUR SHOWROOMS
OR CALL US TODAY TO SCHEDULE YOUR FREE IN-HOME CONSULTATION!**